

Call to Order

Lisa Wolfe called the meeting to order at 6:00 pm in the high school board room #335. Board members present were Lisa Wolfe, Larry Cyrus and Amanda Lacey. Kevin Kubis arrived late. Nathan Brandt attended virtually. Wendy Baures and Michael Ayala were absent. Also present were Troy White, Steve Stoppelmoor, Amy Schaefer and Kelly Demers.

The Pledge of Allegiance was recited, and the Mission statement was read by Lisa Wolfe.

Lisa Wolfe attested to the publication of the meeting.

Approval of the Agenda

Amanda Lacey made a motion to approve the agenda as presented. Larry Cyrus seconded the motion. Motion carried.

Connection with the community

- **District celebrations and recognitions**

The district's social media presence was noted. Also mentioned was the number of positive responses from the school supply list posting.

Reports and Discussion Items

- **JH/HS Portrait of a Pirate – Steve Stoppelmoor**

Steve Stoppelmoor showed a power point on the Portrait of a Pirate including pillars of success, college path, and career path.

- **Using Data to Reach Every Learner – Amy Schaefer**

Amy Schaefer presented on the elementary school using data to reach every learner. Topics included school-wide Title 1 growth, Act 20: Personal reading plans, quarterly "tier 2" meetings, and family communication and engagement.

- **Special Education Program – Kelly Demers**

Kelly Demers presented on the special education program. She explained how to get the correct education for each special education student.

- **Designation of fund 10 balance for cash flow purposes until the school board's adoption of a final budget.**

The board discussed the need to approve the use of fund 10 until the adoption of the final budget in October.

- **Designation of depositories for district funds: Waumandee State Bank, Alliance Bank, the Local Government Investment Pool, and Pershing Advisor Solutions, LLC (Ehlers).**

The board discussed the need to approve the depositories for district funds. This will be approved at the next regular board meeting.

- **Notice of student academic standards.**

Troy White explained the website link to the mandated DPI standards. The board will need to approve C-FC's student academic standards.

- **Referendum projects update**

Mr. White provided information on the projects the district has started this summer. ISG & Miron plan to attend the August 4th committee meeting.

- **Enrollment projections**

Mr. White provided the current enrollment projections that are used for staffing and funding.

- **Preliminary state aid & revenue estimates using the July 1 estimate**

Mr. White shared the July 1st state aid estimate and how it may change before Oct 15. This shows the \$325 per pupil increase covered by taxpayers not funded by the state and a decrease of \$579,786 in general state aid.

- **2025 – 2026 fee schedule**

The board discussed the recommended changes to the fee schedule.

- **Policy 345.62 Graduation Exercise**

The board discussed changes to Policy 345.62 Graduation Exercise in response to the survey results and agreed to leave the specific time out of the policy.

- **2025-2026 calendar change**
 - **2026 graduation – Friday, May 22, 2026, at 6:30 pm.**
The board discussed the need to make the change to the calendar to reflect that the 2026 graduation ceremony will be at 6:30 pm.
- **Explanation of bank reconciliation**
Mr. White explained the monthly bank reconciliation to the board. This will help them understand where the district's funds are and why there is a need to move money from one account to another.
- **Board retreat agenda**
The board discussed the proposed retreat agenda and were asked to provide Mr. White with priorities items.

Future Agenda Items

- **LIFTOffs** - **Closed session on evaluations** – Negative lunch balances

Review Timelines and Items for Future Board Agendas and Meetings.

Wednesday	July 16th, 2025	Regular Meeting	6:00 p.m.
Thursday	July 24th, 2025	Board Retreat	4:30 p.m.
Monday	August 4th, 2025	Committee Meeting	6:00 p.m.
Wednesday	August 13th, 2025	Regular Meeting/New Staff	4:30 p.m.

Adjourn

Kevin Kubis made a motion to adjourn at 8:07 p.m. Larry Cyrus seconded the motion. Motion carried.

COCHRANE-FOUNTAIN CITY

SOCIAL MEDIA REPORT CARD

» MARCH - MAY '25

facebook 

Total Followers:
2,560

Growth: +110

Average Monthly
Reach: 24,667



3/4 - School Closed
Wednesday, March 5,
2025

4,616
REACHED

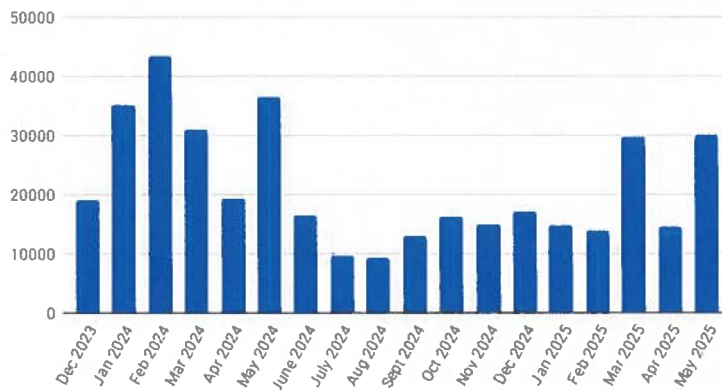


5/30 - Sending school
off in style (video)

7,446
REACHED

POPULAR POSTS

Cochrane Fountain City Facebook - Monthly Reach



 Instagram

Total Followers:
270

Growth: +43

Average
Monthly Reach:
1,756

WE NEED TO
MAKE THE POSITIVE
SO LOUD
THAT THE NEGATIVE BECOMES
ALMOST IMPOSSIBLE TO HEAR

Wisconsin School District	District Enrollment	Facebook Monthly Reach	Facebook Followers	Instagram Followers
1 Chippewa Falls	4,987	89,300	9,755	2,299
2 Oregon	4,108	36,800	6,500	1,300
3 Menasha	3,349	51,233	6,555	1,383
4 Beaver Dam	3,300	117,854	8,743	1,293
5 Reedsburg	2,872	81,482	7,818	2,480
6 Fort Atkinson	2,500	25,623	4,127	405
7 Monroe	2,500	70,233	10,300	2,300
8 McFarland	2,450	20,627	4,042	1,228
9 Rhinelander	2,400	85,200	6,100	1,100
10 Shawano	2,300	77,477	6,271	1,267
11 Ashland	2,000	77,929	6,665	961
12 Evansville	1,807	17,867	3,900	873
13 Wisconsin Dells	1,777	31,833	5,306	1,457
14 Altoona	1,700	40,715	6,665	1,311
15 Little Chute	1,611	23,533	4,461	1,383
16 Osceola	1,600	24,839	4,733	1,280
17 Lodi	1,516	23,400	4,944	1,261
18 Mauston	1,460	54,067	5,928	1,290
19 Adams - Friendship	1,435	30,766	4,808	1,078
20 Maple	1,264	18,442	4,126	1,087
21 Tomahawk	1,216	68,856	5,378	1,162
22 Barron	1,208	52,010	5,209	1,203
23 Nekoosa	1,200	17,433	2,809	718
24 Saint Francis	1,200	11,556	3,006	561
25 Tomorrow River	1,182	21,067	3,734	1,003
26 Cameron	1,132	66,500	5,110	1,383
27 Westby	1,122	20,427	4,190	1,108
28 Viroqua	1,072	16,567	2,700	1,000
29 Oostburg	1,015	25,767	3,423	1,128
30 Cumberland	1,006	66,973	5,412	1,530
31 Lomira	950	14,367	1,948	167
32 Rosendale - Brandon	950	333,067	4,880	187
33 Neillsville	938	23,367	2,739	630
34 Unity	920	20,467	4,546	1,159
35 Weyauwega-Fremont	836	21,506	3,631	935
36 Fall Creek	835	55,973	6,454	1,712
37 Cadott	832	17,967	3,216	734
38 Colfax	790	20,626	3,294	1,023
39 Boscobel	773	17,818	3,597	735
40 Ladysmith	770	26,267	3,358	397
41 Waterloo	769	12,300	2,499	709
42 Marathon	734	14,719	3,110	889
43 Riverdale	732	28,167	3,767	740
44 Shiocton	696	14,778	2,862	904
45 Eleva-Strum	656	21,133	3,000	562
46 Iola-Scandinavia	638	8,249	2,180	805
47 Edgar	601	18,100	3,223	875
48 Wild Rose	588	11,767	2,813	759
49 Pittsville	581	28,333	3,276	645
50 Cochrane-Fountain City	550	24,667	2,560	270
51 Loyal	492	15,000	3,200	904
52 Port Edwards	466	15,283	2,511	583
53 Prairie Farm	393	17,681	3,202	618
54 New Auburn	309	30,533	3,949	1,202
55 Career & College Academy	250	6,533	557	18
56 South Shore	230	8,761	939	72

Portrait of a Pirate 2024 - 25



It's a great day to be a Pirate!

C-FC Pillars of Student Success



Attendance is 8 times more predictive of course failure in the first year than 8th grade test scores

90% ATTENDANCE RATE

Class of 2023	Class of 2024	Class of 2025
78%	96%	90%



Students with a 2.8 GPA have a 71% likelihood of reaching the American middle class

2.8 Grade Point Average

Class of 2023	Class of 2024	Class of 2025
63%	65%	79%



Promotes achievement, engagement, attitudes, and habits that lead to success

Co-Curricular Activities

Class of 2023	Class of 2024	Class of 2025
85%	86%	76%

College Path



Students Earning a 'C' or better in Algebra II

Students who successfully complete Algebra II are twice as likely to complete a 4-year degree

Class of 2023	Class of 2024	Class of 2025
55%	67%	79%



Students taking an AP Course

Advance Placement provides an indicator of academic rigor and college readiness

Class of 2023	Class of 2024	Class of 2025
8%	35%	36%
100%	89%	

Score 3 or Better on AP exam



Dual Credit College English or Math course

17% more likely to persist in four-year colleges and 30% more likely to persist in two-year colleges

Class of 2023	Class of 2024	Class of 2025
13%	15%	31%

Working to Improve College Path

- Providing Opportunity to students pursue Math earlier. Criteria based on Math scores from MAPS and ready with Teacher input to offer students accelerated learning.
 - 11 - 8th Grade Students enrolled in Algebra 1.



Working to Improve College Path

- **IXL** - Students were assigned 60 minutes of IXL work per week in Advisory for the subjects Math and Language Arts.



Working to Improve College Path

Grades 7-12 Skill Progress in DOL

B&B's performance				
	Rate of production	Today's profit	20 days profit w/o	Profit reduction
Scenario 1	64,345	1,753	1,275	1,048
	76,854	2,625	842	345
	No profit reduction			
Scenario 2	75,281	2,138	1,425	1,476
	94,018	2,230	1,082	1,798
	0	0	0	0
	1,195.7	2,398	1,880	1,222
	98,211	1,568	351	438
	No profit reduction			
Scenario 3	66,381	1,646	993	1,177
	96,577	1,138	620	457
	No profit reduction			
Scenario 4	52,809	1,203	1,136	7,038
	72,438	1,111	650	566
	No profit reduction			
Scenario 5	62,871	1,544	1,075	170
	49,364	1,203	675	330

Working to Improve College Path

- Increase Dual Credit College English or Math Course
 - Transcribed English Credits with Western Technical College
 - Mr. Sandberg has completed his Master's Degree in English and is eligible to teach English for College Credit through Western.
 - Reviewing curriculum - potential all 25-26 C-FC seniors eligible for 3 credits of college English.



Career Path



Supervised work-based learning, operated by Wisconsin's Dept. of Workforce Development

Youth Apprenticeship

Class of 2023	Class of 2024	Class of 2025
0	12 (25%)	17 (40%)



Computer Aided Design, Welding, Metal Working, Animal Science, Introduction to Education, Education Practicum.

Dual Credit Career Pathway Course

Class of 2023	Class of 2024	Class of 2025
40%	28%	24%



Achievement of content benchmarks is an indicator of college readiness

ACT Benchmark Scores

	Class of 2023	Class of 2024	Class of 2025
English	37.0%	46.5%	48%
Reading	23.9%	34.9%	36%
Science	30.4%	20.9%	43%
Math	21.7%	11.6%	26%

Working to Improve Career Path

- Youth Apprenticeship - Agreements with local employers in Manufacturing, Agriculture, Health Care, Education and other trades.
 - Juniors or Seniors only
 - Related classroom instruction
 - Minimum 450 hours in one calendar year for Level I YA Certification
 - Minimum 900 hours in two calendar years for Level II YA Certification



Working to Improve Career Path

Dual Credit Career Pathway Courses

Currently offer Transcribed courses with Western Technical College

- Tech Ed - Metals, Welding, CAD
- Ag - Horticulture, Animal Science
- Education - Intro to Ed and Ed Practicum



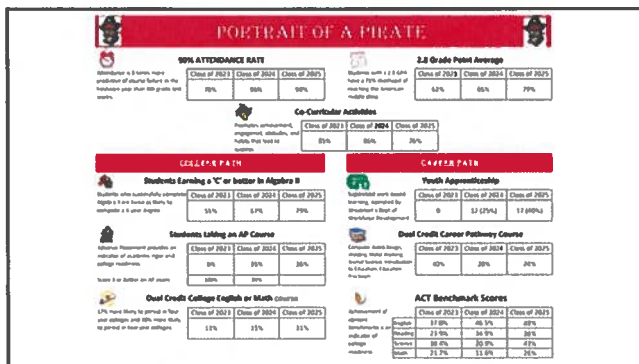
Planning to offer more in the future as C-FC Tech Ed area is remodeled and C-FC teachers meet the requirements to be a Transcribed Instructor.

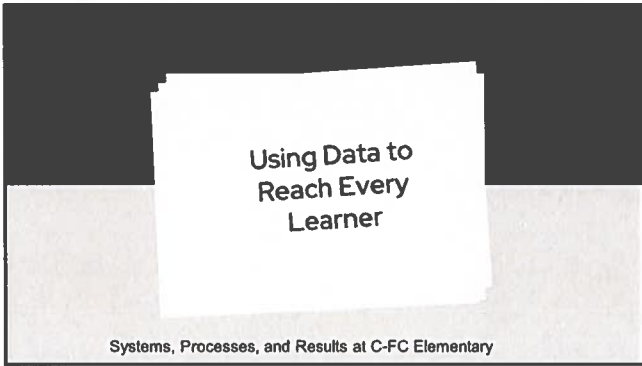
Working to Improve Career Path



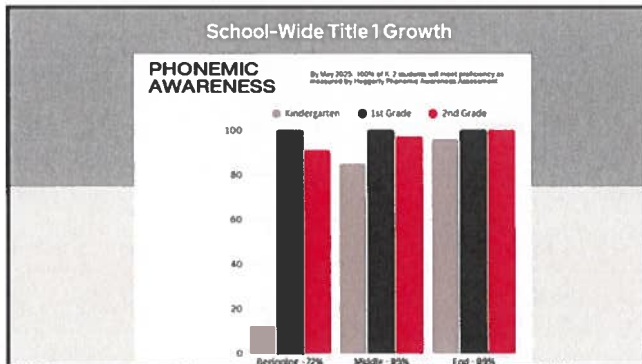
C-FC ACT Scores are trending upward

- Addition of IXL for reviewing and reinforcing Math and Language Arts Skills.
- IXL will create personalized plans for students based on Pre-ACT and MAPS scores.
- Use Armed Services Vocational Aptitude Battery, or ASVAB with Juniors as practice for the ACT format.
- Encourage students to put forward their best effort on the exam.

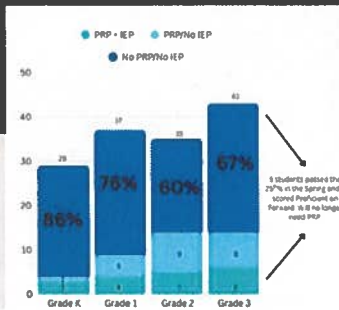








Act 20: Personal Reading Plans



What have we learned from Act 20?

1. LETRS
LETRS (Language Extensions for Teachers of Reading and Spelling) training gave us an advantage with all of our K-3 staff (outside of Intervention and Special Ed) now trained. This knowledge has informed ELA instruction at the elementary level.

2. Consistency in Instruction
C-FC already has a Structured Literacy program in place, which is rooted in the Science of Reading. Our 2nd and 3rd grade students did not have this. Beginning in Kindergarten, so we believe our numbers will improve with sound classroom instruction.

3. Fluency
Our student's fluency skills matured rapidly. Teachers have implemented instructional strategies to improve fluency scores. Students that were flagged for fluency in America were progress monitored weekly.

4. Next Steps
We are collaborating and discussing what this will look like for our fourth grade students next year. We provided PD to all K-6 teaching staff on the Science of Reading and continue to look for ways to make improvements at the 4-6 level.

Grade Level Data Walls

Weekly Grade Level Resource Meetings



Participants:
Grade level teachers
Interventionist
Reading Specialist

Quarterly "Tier 2" Meetings



Participants:
- Principal
- School Psychologist
- School Counselor
- Reading Specialist
- Grade Level Teachers

4 School-Wide Celebrations for 100 Pirate Shoutouts



Portrait of a Pirate

STUDENT COUNCIL

Buddy Classrooms



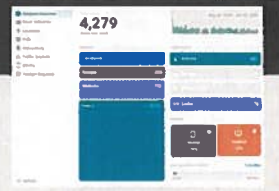
12 Character Traits Taught:
Daily SEL Time in Schedules

176 teacher nominations for Student of the Month



Family Communication & Engagement

Elementary Digital Newsletter (weekly)




4,279

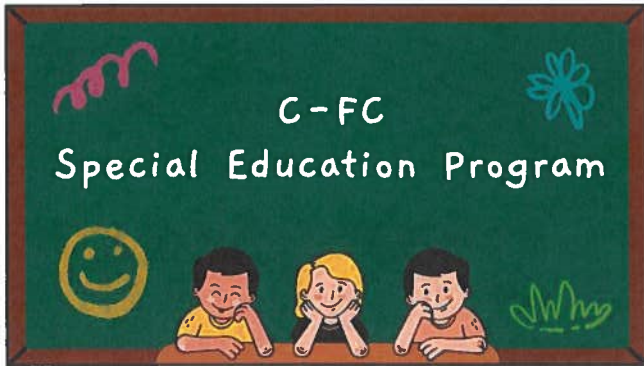
MATH & SCIENCE NIGHT

Parent Literacy Night Survey

Family Night Surveys
(47 respondents)




Approximately 275 positive
phone calls home - SoM







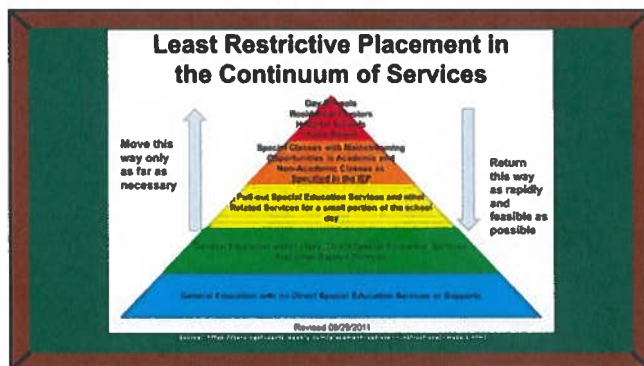





Special Education Programming - Goldilocks Analogy











Special Education Programming - Goldilocks Analogy



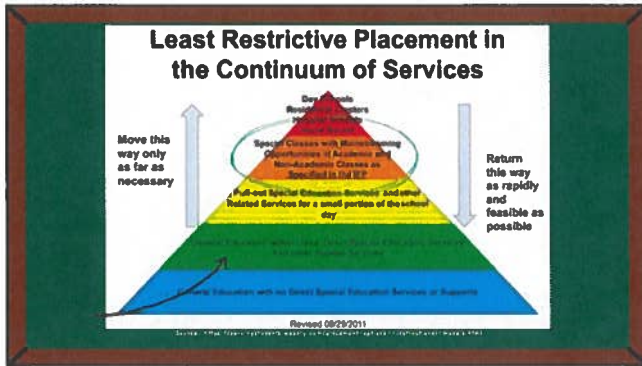
Access to general education curriculum and instruction

Accommodations and modifications



Specially designed instruction

Engagement with same-age peers without disabilities



Pirate Program: Pilot

Spring 2025:

Re-structured elementary SPED programming to provide a stronger continuum of services - one teacher dedicated to more intense needs; one teacher dedicated to more academic needs

Feedback

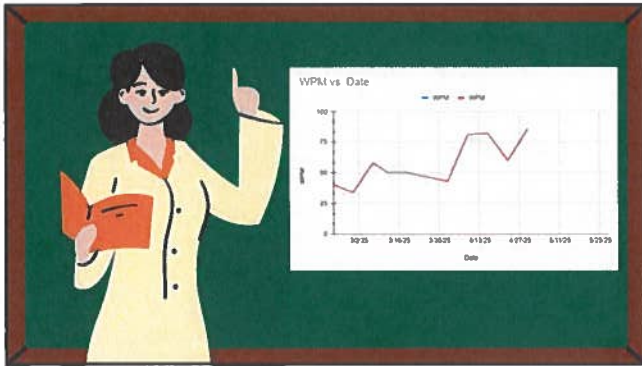
Change in spontaneous interaction and joint attention between students in room

Increase in student participation from 5% participation in instruction with maximum support to 75% or more participation with varying level of support

Significant increase in communication in special education setting, as well as at home


Significant decrease in challenging behaviors and dysregulation (frequency, intensity, and duration)

Increase in wrap around services leading to more consistency of goals, data tracking, and student response






SPED Teachers




Pam Pimental
4th Teacher and Early Childhood Special Education Teacher




Taylor Sullivan
Elementary

Focus on students with more specialized needs




Penny Dumblyer
Elementary

Focus on students with more academic needs



Andreyah Schmitt
Middle/High School

Focus on students with more specialized needs



Brenna Baily
Middle/High School

Focus on students with more academic needs





Annual Notice of Academic Standards

What are academic standards?

The District's academic standards identify what students should know and be able to do within a given content area or subject. Standards serve as goals and guideposts for both classroom instruction and student learning. The standards also help parents and students gain a better understanding of the District's expectations for student learning.

Academic standards provide a critical foundation and framework for the District's sequential curriculum plans and for the District's student assessments in each content area. However, the standards are not an actual classroom curriculum. The curriculum that the District's schools implement in the various content areas remains flexible and adaptable, and there are many different instructional techniques and activities that could all be consistent with the District's academic standards. Stated another way, academic standards attempt to identify and focus on the most essential and fundamental aspects of student learning, but they do not attempt to describe all that can or should be taught. A great deal is left to the discretion of curriculum developers and teachers. In addition, the District's adoption and use of academic standards should not be confused with standardized testing of students. While the District implements various state and federal testing mandates and also implements various locally selected student assessments, the District's academic standards do not mandate the use of any specific standardized test or assessment.

Why does the District have academic standards?

State law requires all school districts, charter schools, and certain private schools to adopt academic standards in mathematics, science, reading and writing, geography, and history. In addition, the School Board and the District's administrative team believe that identifying and implementing a set of Districtwide academic standards in various content areas is highly beneficial to staff, students, and parents.

What are the academic standards that will be in effect during this school year?

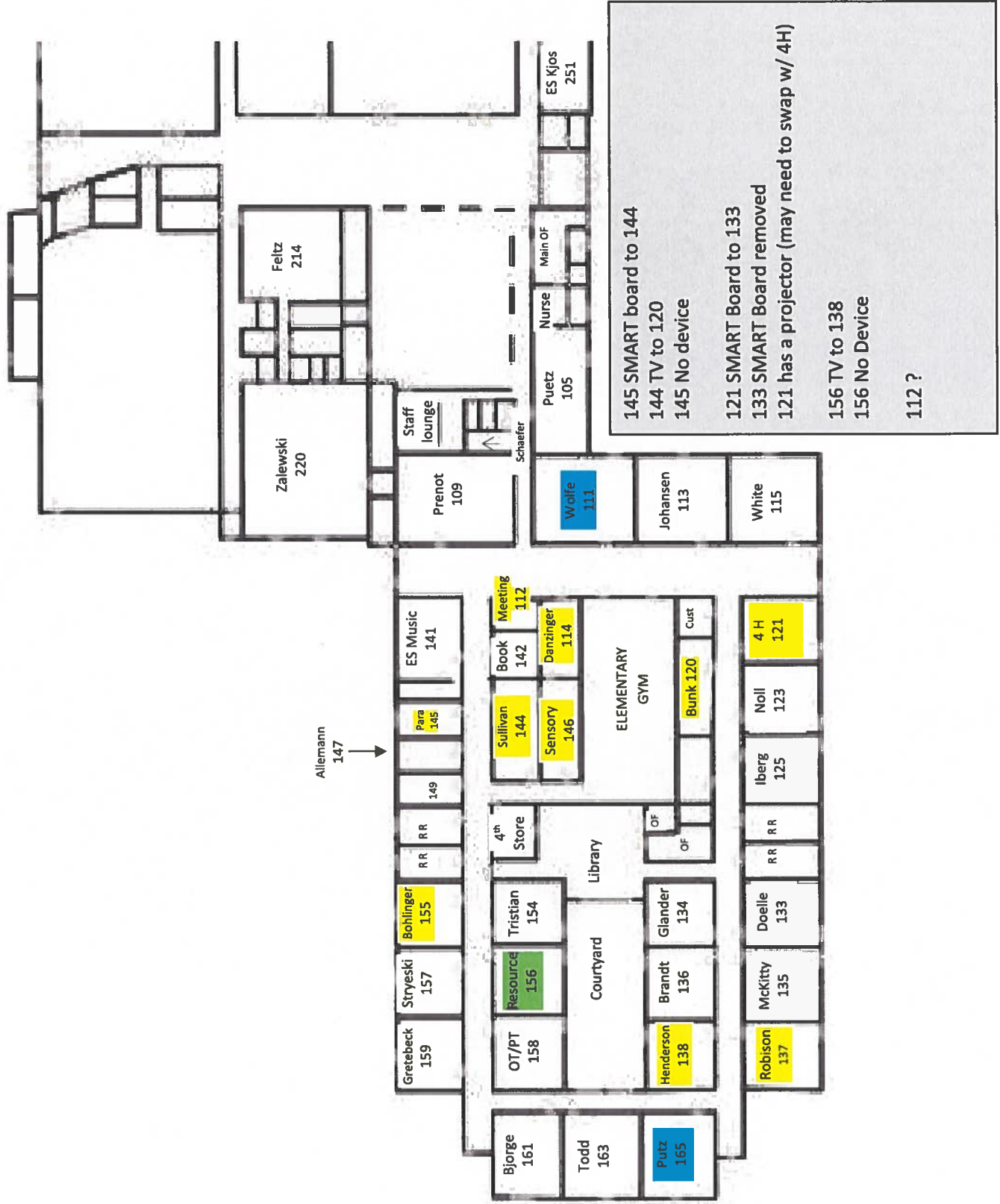
State law requires the District to provide the parents and guardians of all enrolled students with notice of the academic standards in mathematics, science, reading and writing, geography, and history that have been adopted by the School Board and that will be in effect during each school year. Accordingly, the District academic standards that will be in effect in these specific content areas for this school year are listed below.

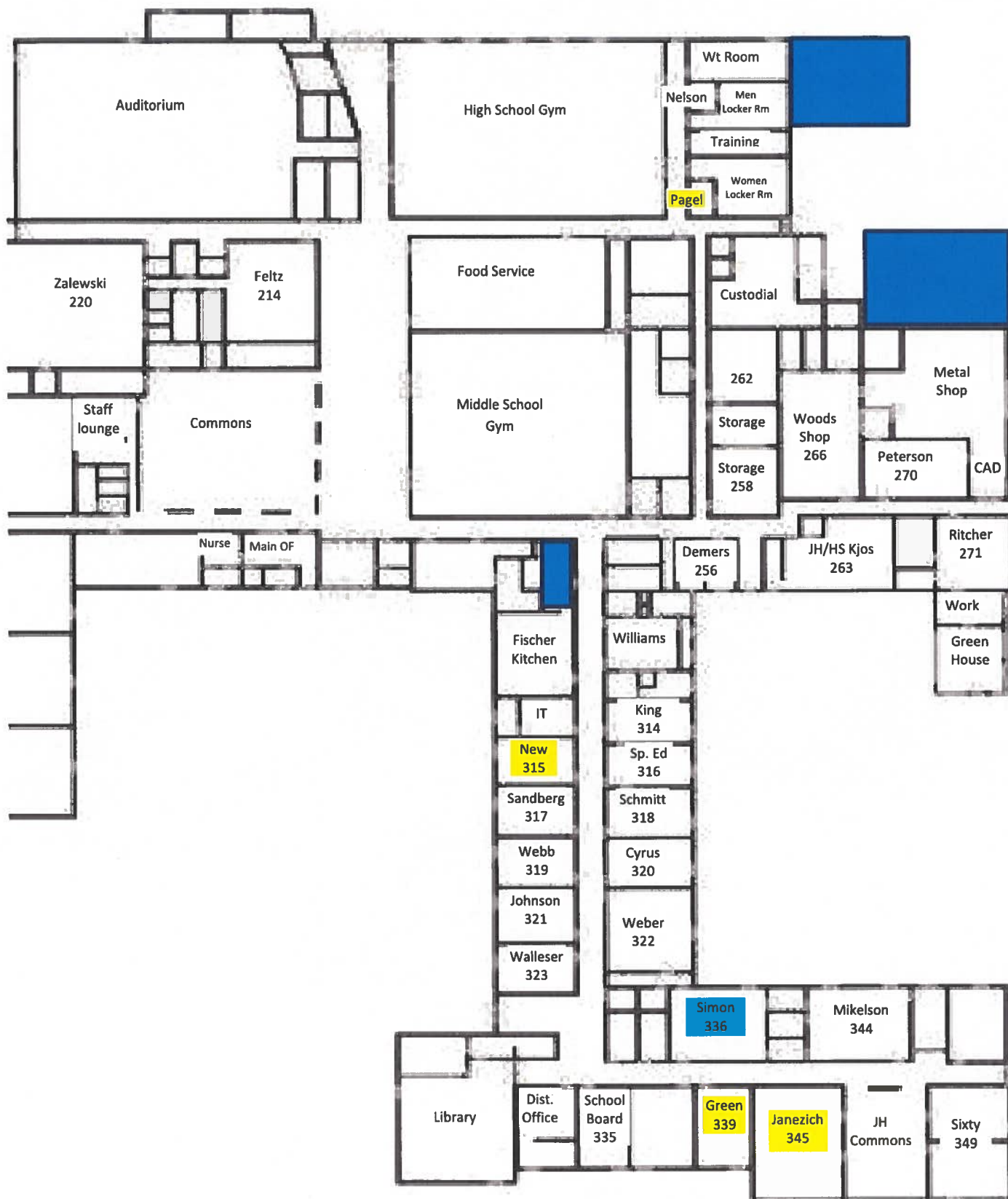
Electronic links to the detailed version of the applicable standards are provided when available. To the extent a parent or guardian would like to review a copy of any of the standards in an alternative format, please contact the District's superintendent.

Department	Level	Standards
4 Year-Old Kindergarten		
Kindergarten Readiness	4K	WI Model Early Learning Standards
Elementary		
Fine Arts	K-4	Wisconsin Standards for Art & Design Education
English/Language Arts	K-4	Wisconsin Standards for English Language Arts
Math	K-4	Wisconsin Standards for Math
Music	K-4	Wisconsin Standards for Music
Phy Ed/Health	K-4	Wisconsin Standards for Physical Education
Science	K-4	Wisconsin Standards for Science
Social Studies	K-4	Wisconsin Standards for Social Studies
Middle School		
Computer Science	5-8	Wisconsin Standards for Computer Science
English Language Arts	5-8	Wisconsin Standards for English Language Arts
Family and Consumer Science	5-8	Wisconsin Standards for Family and Consumer Science
Fine Arts	5-8	Wisconsin Standards for Art & Design Education
Global Language	5-8	Wisconsin Standards for World Languages
Math	5-8	Wisconsin Standards for Math
Music	5-8	Wisconsin Standards for Music
Phy Ed/Health	5-8	Wisconsin Standards for Health Education
	5-8	Wisconsin's Model Academic Standards for Nutrition
	5-8	Wisconsin Standards for Physical Education
Science	5-8	Wisconsin Standards for Science
Social Studies	5-8	Wisconsin Standards for Social Studies
Technology Education	5-8	Wisconsin Standards for Technology and Engineering
High School		
Agricultural Sciences	9-12	Wisconsin Standards for Agriculture, Food, and Natural Sciences
Marketing , Business, & Information Technology	9-12	Wisconsin Standards for Business and Information Technology
	9-12	Wisconsin Standards for Marketing, Management, and Entrepreneurship
English Language Arts	9-12	Wisconsin Standards for English Language Arts

Family Consumer Science	9-12	Wisconsin Standards for Family and Consumer Science
	9-12	Wisconsin Standards for Health Science
	9-12	Wisconsin's Model Academic Standards for Nutrition
	9-12	Wisconsin Standards for Personal Financial Literacy
Fine Arts	9-12	Wisconsin Standards for Art & Design Education
Global Languages	9-12	Wisconsin Standards for World Languages
Math	9-12	Wisconsin Standards for Math
Music	9-12	Wisconsin Standards for Music
Phy Ed/Health	9-12	Wisconsin Standards for Health Education
	9-12	Wisconsin Standards for Health Sciences
	9-12	Wisconsin Standards for Physical Education
Science	9-12	Wisconsin Standards for Science
Social Studies	9-12	Wisconsin Standards for Social Studies
Technology Education	9-12	Wisconsin Standards for Technology and Engineering
Reference: Wisconsin Department of Public Instruction - State Standards		
Literacy in all Subjects		Wisconsin State Standards for Literacy in All Subjects







- Abatement & LVT flooring
- New LVT flooring
- Vestibule Remodeled
- JH/HS Sheet Metal
- 1958 Electrical Panels
- Roof Sections

2026 Rubber flooring

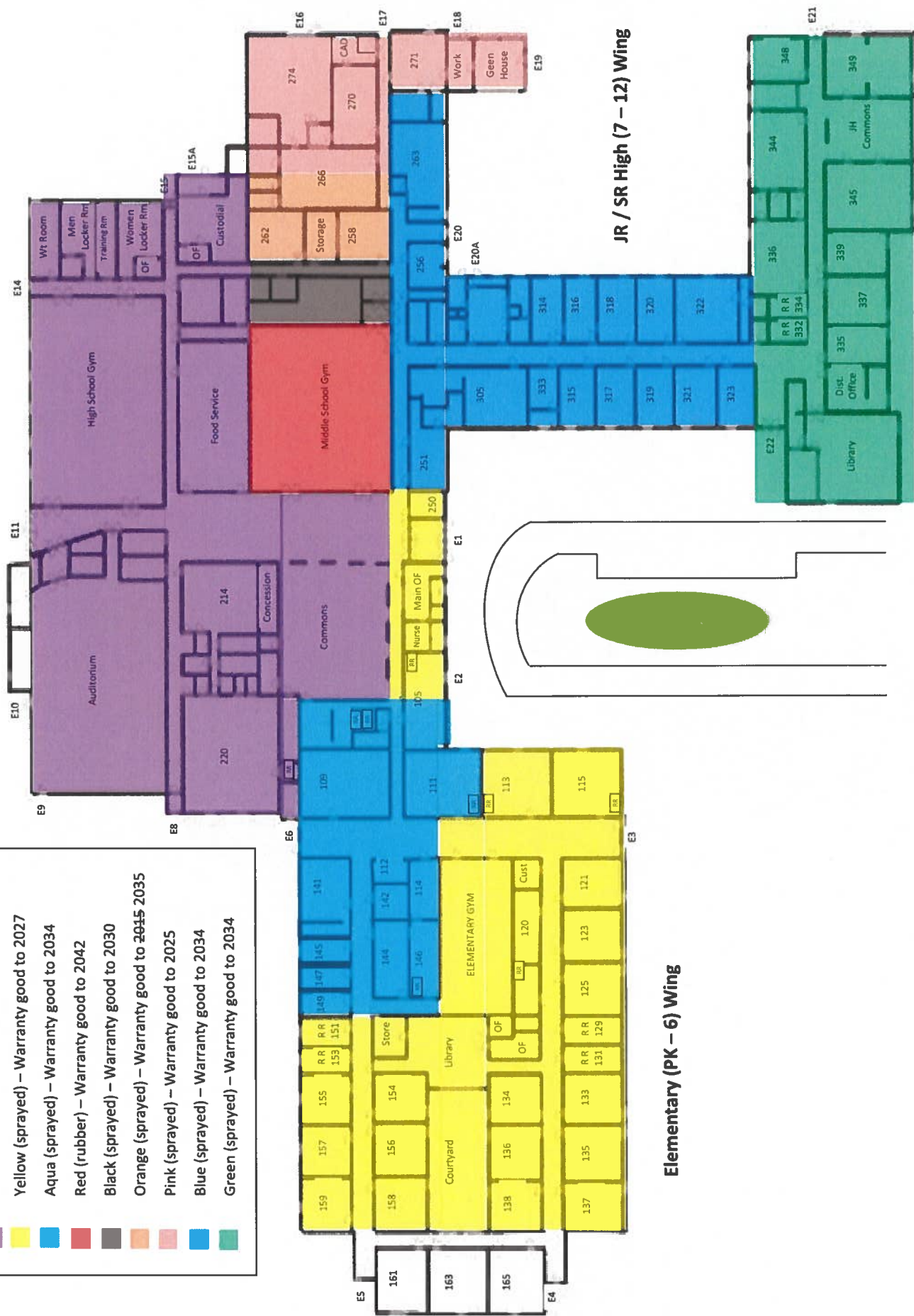
2026 LVT flooring

Elementary (PK – 6) Wing



JR / SR High (7 – 12) Wing

- Purple (rubber) – Warranty good to 2020 2045
- Yellow (sprayed) – Warranty good to 2027
- Aqua (sprayed) – Warranty good to 2034
- Red (rubber) – Warranty good to 2042
- Black (sprayed) – Warranty good to 2030
- Orange (sprayed) – Warranty good to 2015 2035
- Pink (sprayed) – Warranty good to 2025
- Blue (sprayed) – Warranty good to 2034
- Green (sprayed) – Warranty good to 2034



Elementary (PK – 6) Wing

JR / SR High (7 – 12) Wing

Hd Count				COVID				
Grade	2018-19	2019-20	2020-21	2021-22	2022-23	2023-24	2024-25	2025-26
PK	0	2	2	0	1	0	12	16
4K	37	42	32	31	38	32	29	26
5K	33	35	40	38	32	38	28	26
1	36	36	32	40	41	34	38	29
2	32	40	33	30	42	42	34	38
3	40	32	39	32	33	37	42	38
4	49	41	29	39	36	32	33	45
5	50	48	39	28	39	34	30	35
6	45	52	47	40	30	38	35	32
7	45	41	53	42	43	30	36	35
8	42	47	45	52	41	43	32	32
9	50	42	49	46	51	40	41	32
10	53	48	38	48	46	52	42	41
11	49	52	48	41	48	47	49	39
12	57	50	53	48	41	48	43	48
Attending	618	608	579	555	562	547	512	496
Change	-42	-10	-29	-24	7	-15	-35	-16
% Change	-6.4%	-1.6%	-4.8%	-4.1%	1.3%	-2.7%	-6.4%	-3.1%

open in	40	41	35	38	48	48	48	40
open out	23	24	32	31	40	46	41	36
total	17	17	3	7	8	2	7	4

Fall 2025-26

OE IN	OE Out	Resident
1	0	25
5	3	24
1	1	29
1	2	39
5	1	34
8	2	39
2	6	39
3	3	32
1	1	35
1	3	34
4	2	30
5	4	40
2	3	40
1	5	52
		493

OE IN	OE Out	5K-12
40	36	467

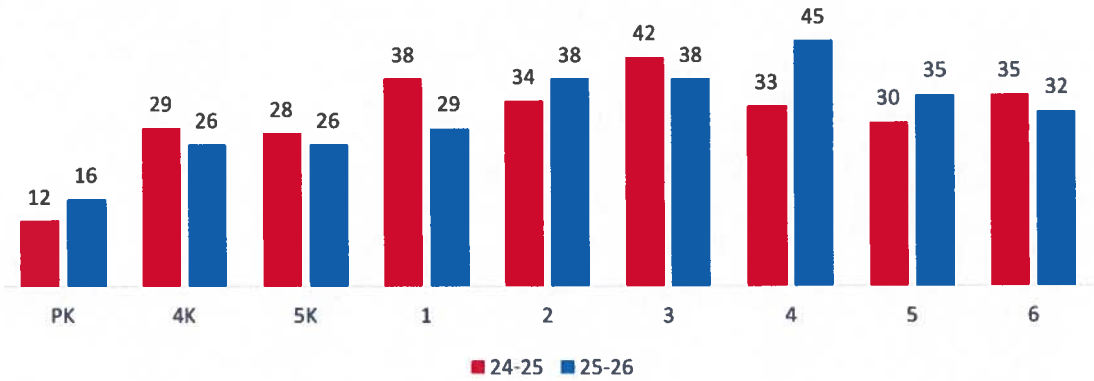
4K-12 492
K-6 269
7-8 67
9-12 160

Resident Count = Head count - Open enrollment IN + Open Enrollment OUT = Resident student count X EC & 4K Proration = Resident Membership (FTE)			
2024 - 2025			
EC	2	x .5	1
4K	25	x.6	15
K-12	467	x1	467
			483 Sept FTE

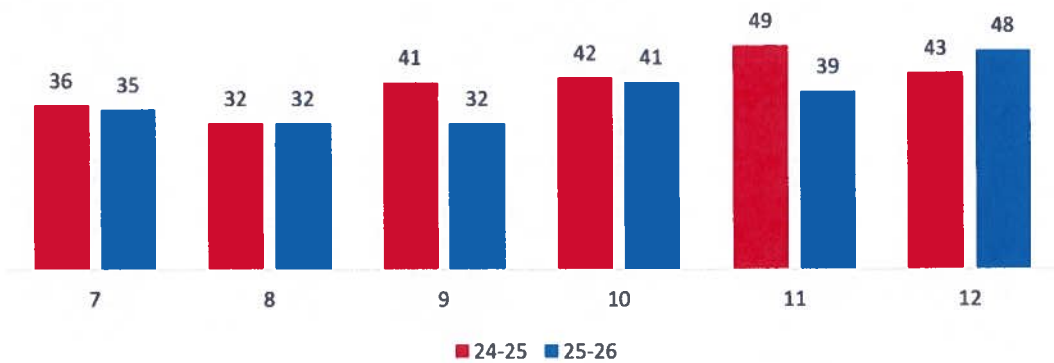
	17/18-> 18/19	18/19-> 19/20	19/20-> 20/21	20/21-> 21/22	21/22-> 22/23	22/23-> 23/24	22/23-> 23/24	23/24-> 24/25
4K --> 5K	-6	-2	-2	6	1	0	-4	-3
5K --> 1	-3	3	-3	0	3	2	0	1
1 --> 2	-1	4	-3	-2	2	1	0	0
2 --> 3	-3	0	-1	-1	3	-5	0	4
3 --> 4	0	1	-3	0	4	-1	-4	3
4 --> 5	1	-1	-2	-1	0	-2	-2	2
5 --> 6	-1	2	-1	1	2	-1	1	2
6 --> 7	-1	-4	1	-5	3	0	-2	0
7 --> 8	0	2	4	-1	-1	0	2	-4
8 --> 9	1	0	2	1	-1	-1	-2	0
9 --> 10	-4	-2	-4	-1	0	1	2	0
10 --> 11	-3	-1	0	3	0	1	-3	-3
11 --> 12	-2	1	1	0	0	0	-4	-1
Total	-41	-12	-29	-22	6	-15	-35	-16

Grade	24-25	25-26
PK	12	16
4K	29	26
5K	28	26
1	38	29
2	34	38
3	42	38
4	33	45
5	30	35
6	35	32
7	36	35
8	32	32
9	41	32
10	42	41
11	49	39
12	43	48

Class sizes



Class sizes



Cochrane-Fountain City School District
2025-2026 Fee Schedule

Co-Curricular Fees – Grades 6-12

(Football, Volleyball, Cross Country, Golf, Basketball, Wrestling, Track, Softball, Baseball, Dance, Trap, FFA, FBLA, FCCLA, SkillsUSA, Forensics, Drama)

\$35.00 Per Activity \$70.00 ~~\$105.00~~ Student Maximum Per Year \$140.00 ~~\$150.00~~ Family Maximum Per Year

Athletic Event Admission
\$4.00 Per Adult

Athletic Event Yearly Pass
\$40.00 Adult

Preschool Fees
\$25.00 / Per Day

Elementary Milk Break – Grades 3K-6
Individual Milk \$0.65 Per Carton
3K-6 – \$65.00 Per Year (Families Can Pay by Semester)
Free for students through 5th grade who qualify for free or reduced lunches.

LUNCH AND BREAKFAST for GRADES 3K-12

This does not include ala-carte, 2nd meals, or after-school sack lunches.

Grade	Breakfast	Lunch
3K-6	\$1.75	\$3.10
7-8	\$2.05	\$3.25
9-12	\$2.05	\$3.25
Adult	\$2.75	\$4.20

Book	School Board Policies
Section	300 Series: Instruction
Title	Graduation Exercise
Code	345.62
Status	Active
Adopted	January 15, 2025

Graduation exercises for the Cochrane – Fountain City School District will be scheduled on the Friday prior to the Memorial Day holiday at 7:30 p.m. Changes may be made with Board approval due to extenuating circumstances.

Legal Reference

Cross Reference

345.6	High School Graduation Requirements
345.61	Early Graduation

2025-26 Cochrane Fountain City School Calendar

July						
S	M	T	W	T	F	S
		1	2	3	4	5
6	7	8	9	10	11	12
13	14	15	16	17	18	19
20	21	22	23	24	25	26
27	28	29	30	31		

August						
S	M	T	W	T	F	S
					1	2
3	4	5	6	7	8	9
10	11	12	13	14	15	16
17	18	19	20	21	22	23
24	25	26	27	28	29	30
31						

September						
S	M	T	W	T	F	S
	1	2	3	4	5	6
7	8	9	10	11	12	13
14	15	16	17	18	19	20
21	22	23	24	25	26	27
28	29	30				

October						
S	M	T	W	T	F	S
		1	2	3	4	
5	6	7	8	9	10	11
12	13	14	15	16	17	18
19	20	21	22	23	24	25
26	27	28	29	30	31	

November						
S	M	T	W	T	F	S
						1
2	3	4	5	6	7	8
9	10	11	12	13	14	15
16	17	18	19	20	21	22
23	24	25	26	27	28	29
30						

December						
S	M	T	W	T	F	S
	1	2	3	4	5	6
7	8	9	10	11	12	13
14	15	16	17	18	19	20
21	22	23	24	25	26	27
28	29	30	31			

January						
S	M	T	W	T	F	S
				1	2	3
4	5	6	7	8	9	10
11	12	13	14	15	16	17
18	19	20	21	22	23	24
25	26	27	28	29	30	31

February						
S	M	T	W	T	F	S
1	2	3	4	5	6	7
8	9	10	11	12	13	14
15	16	17	18	19	20	21
22	23	24	25	26	27	28

March						
S	M	T	W	T	F	S
1	2	3	4	5	6	7
8	9	10	11	12	13	14
15	16	17	18	19	20	21
22	23	24	25	26	27	28
29	30	31				

April						
S	M	T	W	T	F	S
			1	2	3	4
5	6	7	8	9	10	11
12	13	14	15	16	17	18
19	20	21	22	23	24	25
26	27	28	29	30		

May						
S	M	T	W	T	F	S
					1	2
3	4	5	6	7	8	9
10	11	12	13	14	15	16
17	18	19	20	21	22	23
24	25	26	27	28	29	30
31						

June						
S	M	T	W	T	F	S
	1	2	3	4	5	6
7	8	9	10	11	12	13
14	15	16	17	18	19	20
21	22	23	24	25	26	27
28	29	30				

- August 13 & 14 – New Teacher & Staff Float Day
- August 18 - 21 – Staff Development / **No Students**
- August 20 – Open House PreK-12
- August 26 - 28 – **Kickoff Days for Students**
- August 29 – **No School**
- September 1 – Labor Day / **No School**
- September 2 – **First Required Day of School**
- October 3 – Homecoming
- October 21 & 23 – P / T Evening Conferences PreK-12
- October 24 – **No School**
- November 26-28 – Thanksgiving Break / **No School**

- Dec 24–Jan 2 – Winter Break / **No School**
- January 16 – Staff Development / **No Students**
- February 13 – **No School**
- February 16 – Staff Development / **No Students (Snow Day)**
- March 13 – Staff Development / **No Students (Snow Day)**
- March 30 & 31 – P/T Evening Conferences PreK-12
- April 1 - 6 – Spring Break / **No School**
- May 22 – Graduation 6:30 pm
- May 25 – Memorial Day / **No School**
- May 29 – Last Day of School Early Release 12:30 pm
- Staff Development 1:00 - 4:00 PM (**Snow Day**)

School Day (Mon - Fri) 8:00 – 3:14

Parent / Teacher Conference 3:30 - 7:30 pm

- First / Last Day of School
- Teacher Professional Development Days - No Students
- No School / Holiday
- Parent / Teacher Conferences

* The calendar may be revised during the school year depending on emergency days missed or other circumstances.

* Inclement weather days:

- The first 3.5 days will not be made up. The next 3 will be made up in person on the following staff development

January 16th February 16th March 13th

- Any additional days will be conducted as virtual learning days.

BOARD OF EDUCATION
COCHRANE-FOUNTAIN CITY SCHOOL DISTRICT

Board of Education **retreat** on **Thursday, July 24, 2025, at 4:30 pm** in the High School Board room # 335, located at S2770 State Road 35, Fountain City, Wisconsin.

The purpose is to review board member roles and responsibilities as well as discuss district priorities, board-superintendent relationship, communication, and board goals. A quorum of the Board of Education will attend.

1. Call to Order

2. Statement of Notice Pursuant to Wisconsin Statute Section 19.84

3. Review and Discussion

- District website
 - Board meeting agendas (Policy 171.2) – <https://www.cfc.k12.wi.us/district/2022-2023-agendas.cfm>
 - School board calendar & anticipated agenda items
 - Board meeting minutes – <https://www.cfc.k12.wi.us/district/2023-2024-minutes.cfm>
 - Board meeting documents – <https://www.cfc.k12.wi.us/district/meeting-documents.cfm>
 - District policies - <https://go.boarddocs.com/wi/cfcsd/Board.nsf/public?open&id=policies#tab-policies>
 - Policy 150 – Board Governance
 - Board professional development (policy 163) – <https://www.cfc.k12.wi.us/district/board-of-education.cfm>
 - Vision, mission (policy 110), and motto – <https://www.cfc.k12.wi.us/district/>
 - Roles and responsibilities - <https://tinyurl.com/62j8c936>
 - Organizational chart – chain of command
- Goals
 - Individual board member's purpose
 - Policy 112.1 Strategic Planning – <https://www.cfc.k12.wi.us/district/strategic-plan.cfm>
 - Goals, norms, and collective agreements – current & 2025 - 2026
 - Advocacy
- Evaluation
 - Policy 153 Board Self-Evaluation
 - Administrative evaluation instrument – Policy 225.1 Evaluation of Administrative Staff
 - Superintendent evaluation instrument – Policy 225 - District Administrator Evaluation
 - Staff evaluation instruments – Policy 538 & 548 Evaluation of Professional Staff / Support Staff Evaluation
- District Funds (10, 21, 27, 39, 46, 50, & 80)
- Other
 - Project 180
 - DPI mental health
 - Buffalo County dating violence

4. Adjourn

Go to: <https://www.cfc.k12.wi.us/district/board-agendas.cfm> for the most updated version of the agenda